



DIRECTIONS:

1. Print template onto paper
2. Cut out flags and fold the top flap over some string or ribbon
3. Attach the flags on the string in order of 'Go Storm!' and tie small knots at each end
4. Hang it up around your house!

**FINALS FOOTY
FAN PACK**

THANKS TO


Grill'd



**FINALS FOOTY
FAN PACK**

THANKS TO





**FINALS FOOTY
FAN PACK**

THANKS TO






**FINALS FOOTY
FAN PACK**

THANKS TO






**FINALS FOOTY
FAN PACK**

THANKS TO






**FINALS FOOTY
FAN PACK**

THANKS TO





**FINALS FOOTY
FAN PACK**

THANKS TO





**FINALS FOOTY
FAN PACK**

THANKS TO





**FINALS FOOTY
FAN PACK**

THANKS TO





MELBOURNE
STORM

**FINALS FOOTY
FAN PACK**

THANKS TO

